

MILANO | BROADWAY | HIGHLAND | WOODBOURNE | VERSAILLES | SURELLE

Classic

BY CNC CABINETRY

COLLECTION CATALOG

cnc



LIMITED
LIFETIME
WARRANTY

Classic

BY CNC CABINETRY

Frameless. European. Sleek. Classic belongs to the modernist. The young couple buying into a chic Brooklyn condo. For the architect specifying frameless cabinets in a modern townhouse. For the minimalist homeowner who wants clean lines and European influence. Classic resonates with those who see beauty in simplicity and want their home to reflect it.



White Satin Box

3/4" thick plywood with white satin finish equipped with a double white wall metal drawer box.



Maple Box


3/4" thick plywood laminated maple wood-grain with a 3/4" solid wood dovetail drawer construction.




Broadway



Beach
BM655



Cotton
BM600



Silk
BM601



Chestnut
BM651



Walnut
BM652

Specifications

Overlay	Frameless: 1/8" Reveal
Door Style:	Melamine (low pressure laminate)
Sides:	3/4" Applied or integrated Finished Ends (Need to specify, additional charge)
Hardware:	Soft-close 6 way adjustable clip-on hinges and full-extension drawer glides
Box Construction:	Maple Box: 3/4" thick multi-core plywood laminated maple wood-grain White Satin Box: 3/4" thick multi-core plywood laminated white satin
Drawer Box:	Maple Box: 3/4" solid wood dovetail construction White Satin Box: Double wall white metal drawer box
SKU Nomenclature:	Maple Box: BMM600-B30 White Satin Box: BMW600-B30

Upgrades:
Matching edge band



Nimbus
BM602



Cobalt
BM603



Graphite
BM604



Almond
BM650



Coastal
BM653



Driftwood
BM654



Silver Birch
BM656

Milano



Pine
MP404




Polar White
MP400



Fossil Grey
MP401



Obsidian
MP407




Mirage
MP450

Specifications

Overlay	Frameless: 1/8" Reveal
Door Style:	PET (High Pressure PET)
Sides:	3/4" Applied or integrated Finished Ends (Need to specify, additional charge)
Hardware:	<i>blum</i> soft-close 6 way adjustable clip-on hinges and full-extension drawer glides
Box Construction:	Maple Box: 3/4" thick multi-core plywood laminated maple wood-grain White Satin Box: 3/4" thick multi-core plywood laminated white satin
Drawer Box:	Maple Box: 3/4" solid wood dovetail construction White Satin Box: Double wall white metal drawer box
SKU Nomenclature:	Maple Box: MPM400-B30 White Satin Box: MPW400-B30


Upgrades:
Matching edge band



Sand
MP402



Seaside
MP403



Snow
MP405



Sunset
MP406



Dune
MP451



Autumn
MP452



Ash
MP453

This contemporary slab door features an MDF core wrapped in ultra-durable PET (Polyethylene Terephthalate), making it resistant to heat, moisture, and warping—perfect for modern living.

Available in 12 finishes, its easy-to-clean surface delivers a polished look that's as versatile as it is chic, elevating any room in the home with effortless sophistication.



Milano
Obsidian (Wall Cabinet), Autumn (Base Cabinets)





Milano
Sand

Broadway
Almond

NEW

Woodbourne +

Specifications

Overlay	Frameless: 1/8" Reveal
Door Style:	3" Wide Shaker
Sides:	3/4" Applied or integrated Finished ends (Finished sides by request)
Hinge:	 soft-close, 6 way adjustable clip-on hinges
Glide:	 soft-close full extension drawer glides
Box Construction:	Maple Box: 3/4" thick plywood laminated maple wood-grain White Satin Box: 3/4" thick plywood laminated white satin
Drawer Box:	Maple Box: 3/4" solid wood dovetail construction White Satin Box: Double wall white metal drawer box
SKU Nomenclature:	Maple Box: Paint: WBMP-B30 / Specify color number Stain: WKMP-B30 / Specify color number White Satin Box: Paint: WBWP-B30 / Specify color number Stain: WKWP-B30 / Specify color number

Upgrades:
Matching edge band

***This door style is available with an extended lead time.**




White
WB10



Smoky Grey
WKPO2



Stone
WKP23



Ocean
WBP27

Classic


BY CNC CABINETRY

Plus⁺




Sleek White

101



Linen

102



Sahara

103




Mountain Stream

104




Adirondack Blue

105




Sage

106



Evergreen

107



Rumors

108




Cracked Pepper

109



Jet Black


110



Ale

(Rift Cut White Oak)

200



Bourbon

(Rift Cut White Oak)

201



Wheat

(Rift Cut White Oak)

202






Woodbourne
Stone (Wall Cabinets), Black (Base Cabinets)

Versailles

UPGRADE



White
VB10



Reeded Insert

Available as an upgrade in white and all PLUS colors.

Specifications

Overlay	Frameless: 1/8" Reveal
Door Style:	Slim Shaker
Sides:	3/4" Applied or integrated Finished Ends (Need to specify, additional charge)
Hardware:	Soft-close 6 way adjustable clip-on hinges and full extension drawer glides
Box Construction:	Maple Box: 3/4" thick multi-core plywood laminated maple wood-grain White Satin Box: 3/4" thick multi-core plywood laminated white satin
Drawer Box:	Maple Box: 3/4" solid wood dovetail construction White Satin Box: Double wall white metal drawer box
SKU Nomenclature:	Maple Box: VBM10-B30 White Satin Box: VBW10-B30

Upgrades:

Matching edge band



Versailles +

Sides: 3/4" Applied or integrated Finished Ends (Need to specify, additional charge)

Hardware: *blum* soft-close, 6 way adjustable clip-on hinges, full extension drawer glides

SKU Nomenclature: **Maple Box:** Paint: VBMP-B30 / Specify color number | Stain: VKMP-B30 / Specify color number

White Satin Box: Paint: VBWP-B30 / Specify color number | Stain: VKWP-B30 / Specify color number

Upgrades:

Matching edge band



Sleek White

101



Linen

102



Sahara

103



Mountain Stream

104



Rumors

108



Cracked Pepper

109



Jet Black

110



Ale

(Rift Cut White Oak)

200



Adirondack Blue
105



Sage
106



Evergreen
107



Bourbon
(Rift Cut White Oak)
201



Wheat
(Rift Cut White Oak)
202



Versailles

White (Wall Cabinets), Evergreen (Island)




Versailles redefines modern shaker style with a fresh, minimalist edge. Featuring a slim 3/4" birch door frame and a veneered center panel, this design is all about clean lines and understated elegance.

Paired with our frameless Classic cabinet boxes and curated accessories to enhance its sleek profile, Versailles brings a sophisticated, contemporary touch to the kitchen of your dreams.



Versailles with Reeded Insert
Bourbon Reeded

Highland



HB10
White



Door Detail

* **Please note:** The back of every Highland door will always be white.

Specifications

Overlay	Frameless: 1/8" Reveal
Door Style:	Reverse Slim Shaker
Sides:	3/4" Applied or integrated Finished Ends (Need to specify, additional charge)
Hardware:	Soft-close 6 way adjustable clip-on hinges and full extension drawer glides
Box Construction:	Maple Box: 3/4" thick multi-core plywood laminated maple wood-grain White Satin Box: 3/4" thick multi-core plywood laminated white satin
Drawer Box:	Maple Box: 3/4" solid wood dovetail construction White Satin Box: Double wall white metal drawer box
SKU Nomenclature:	Maple Box: HBM10-B30 White Satin Box: HBW10-B30

Upgrades:
Matching edge band





Highland

White (Wall Cabinets), Adirondack Blue (Base & Tall Cabinets)

Broadway

Almond


Highland +

Plus⁺


Sides:	3/4" Applied or integrated Finished Ends (Need to specify, additional charge)
Hardware:	<i>blum</i> soft-close, 6 way adjustable clip-on hinges, full extension drawer glides
SKU Nomenclature:	Maple Box: HBMP-B30 / Specify color number
	White Satin Box: HBWP-B30 / Specify color number

Upgrades:
Matching edge band


* Please note: The back of every Highland door will always be white.



Sleek White
101



Linen
102



Sahara
103



Mountain Stream
104



Adirondack Blue
105



Sage
106



Evergreen
107



Rumors
108



Cracked Pepper
109



Jet Black
110


Surelle

Floating Vanity Collection

Specifications

Overlay	Frameless
Door Style:	Slab
SKU Nomenclature:	SL600-V2418-20

Broadway




Cotton
SL600
Matte




Beach
SL655
Textured

Milano



Polar White
SL400
Gloss



Sand
SL402
Matte





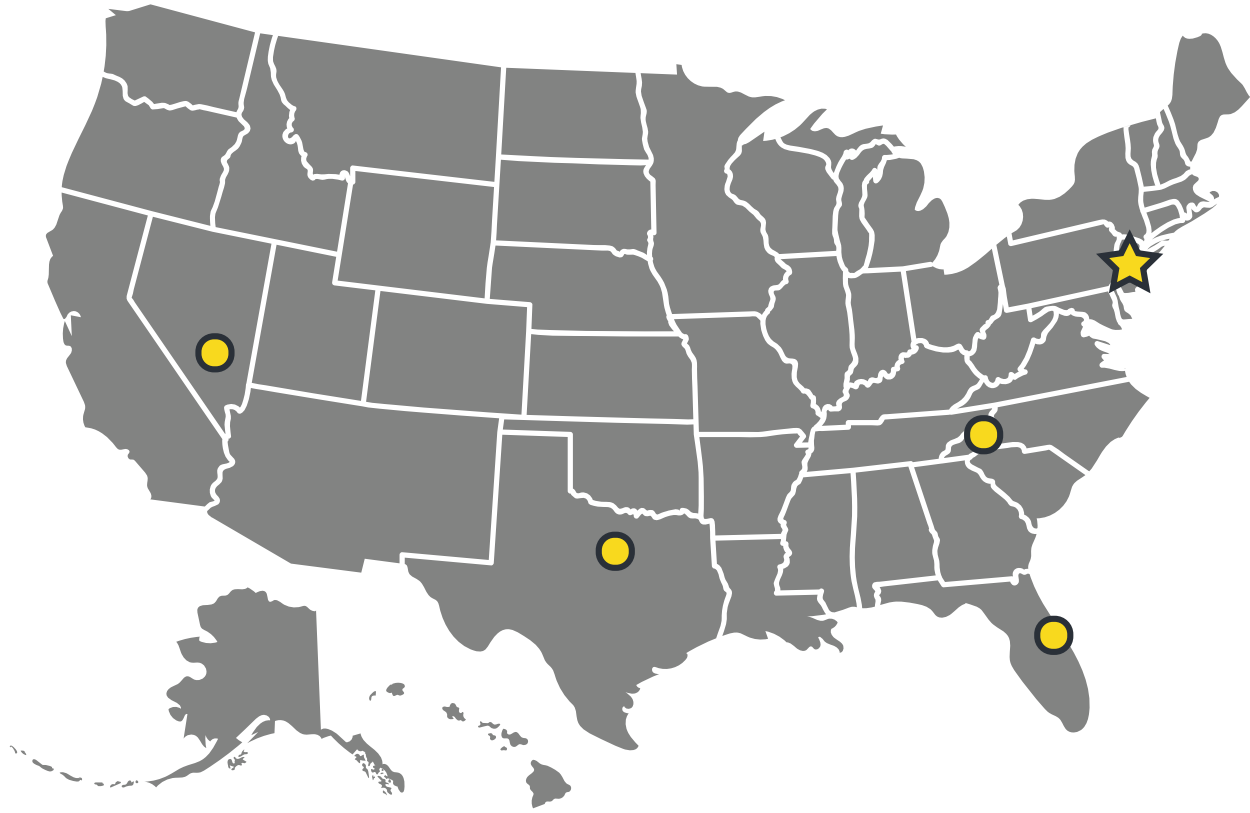
1. Modern Box Wood Hood 2. Black Aluminum Framed Glass Doors 3. Wine Rack 4. Reeded Door Insert 5. Glass Shelves



Accessories & Modifications

Try organizing your kitchen with unique cabinet storage and wine racking, or utilize glass doors with wine and plate racks to add diversity and definition. With options to bring out your personal style, and offering the fastest turnaround possible at competitive pricing, CNC Cabinetry has a diverse assortment of accessories and modifications to make a unique kitchen.





Our growing family.



Headquarters

101 Kentile Rd
South Plainfield, NJ 07080

*Classic is built here.



Mid Atlantic

2000 Nazareth Church Rd
Spartanburg, SC 29301



West Coast

2770 North Lamb Blvd
Las Vegas, NV 89115



South East

4501 Homerun Blvd. # 300
Davenport, FL 33837



South West

2300 East Bardin Rd
Arlington, TX 76018

Limited Lifetime Warranty



CNC Cabinetry Inc. ("CNC") provides the following limited lifetime warranty to the original Residential Purchaser of all cabinetry and vanities manufactured by CNC. This Limited Lifetime Warranty ("Warranty") is only applicable to cabinets and vanities sold to the original Residential purchaser (as defined below) and used in the applications described below within the United States.

Except as allowed by applicable law, you may not assign or transfer this Warranty.

Under this Warranty, an original Residential purchaser is defined as an individual who purchases and installs the cabinets and vanities in a dwelling that is owned and used by that person as a primary or secondary home. A primary or secondary home does not include rental property. This Warranty does not apply to landlords, leasing companies or other commercial purchasers. Original residential purchaser shall include any business or person such as a builder, contractor or developer that purchases and install CNC cabinets and vanities in a newly constructed or renovated dwelling that will be used by the initial owner/purchaser of that dwelling as a primary or secondary home.

Subject to the limitations and exclusions set forth, CNC warrants to the original Residential purchaser that the cabinets and vanities will be free from defects in material and workmanship, Damage that occurs during normal wear and tear, or damage due to exposure to moisture or extreme temperatures are not covered under the warranty.

The Warranty period for the cabinets and vanities begin on the date the cabinet and vanity were purchased, whether purchased by you or by a third party on your behalf. Your warranty is only valid if you used the dwelling as your primary or secondary home and does not extend to future owners if the property is sold.

This Warranty does not apply to cabinets or vanities: 1. Installed outdoors; 2. misused, abused, or unauthorized alterations; 3. Improperly stored or placed in humid environment or subjected to improper temperatures; 4. Damaged due to flood, fire or other natural disasters; 5. Exhibiting normal wear and tear; 6. Which have been improperly installed, maintained or cleaned. In the event of a defect in the workmanship or materials occurring during the warranty period, CNC will at its option, repair or replace any defective cabinet or vanity or component provided, if it is commercially feasible. If it is not commercially feasible, CNC reserves the right to provide a credit towards a similar type of product sold by CNC. This is your sole and exclusive remedy for any defects.

This Warranty is limited to the replacement of defective parts only and does not include service, labor or transportation charges related to the removal or installation of the defective or replacement parts. This Warranty does not apply to any products used in conjunction with the cabinetry, or vanity, such as countertops, appliances, plumbing fixtures, decorative hardware, lighting. Repair or replacement remedies offered under this Warranty are subject to the current product offerings of styles and construction of CNC at that time. If a warranty claim is filed after a product has been discontinued or obsolete, CNC reserves the right at its sole option, to replace that part with one of the same or similar style based on availability and cannot guarantee an exact match.

The remedies described above are the sole and exclusive remedies and CNC's entire liability for any breach of this Warranty. Total liability shall under no circumstances exceed the actual amount paid for the defective cabinet or vanity. CNC shall not be responsible for any consequential, incidental, special or punitive damages. This Warranty gives you specific legal rights and you may also have other rights which vary from state to state.

For replacements under CNC's limited lifetime warranty, contact your authorized CNC dealer who will arrange for inspection of the cabinet. A dated sales receipt as proof of purchase is required to obtain benefits from this warranty, if you have difficulty reaching your dealer, you may reach out to CNC Cabinetry directly.

Member



www.cnccabinetry.com

Headquarters

101 Kentile Rd
South Plainfield, NJ 07080

West Coast

2770 North Lamb Blvd
Las Vegas, NV 89115

South East

4501 Homerun Blvd #300
Davenport, FL 33837

South West

2300 East Bardin Rd
Arlington, TX 76018

Mid Atlantic

2004 Nazareth Church Rd
Spartanburg, SC 29301



*CNC Cabinetry Inc. is not responsible for any typographical or illustrational errors in this catalog. Colors may vary on printed literature, please reference a real sample.