



Collection Catalog

America's Best Value in Cabinetry®

CNC Cabinetry
was founded on
the idea of making
kitchen cabinets
more accessible to
all, by offering the
ultimate value in
design, quality
and price.





America's Best Value in Cabinetry®

For over 30 years, we've been providing kitchen and bath dealers, and the customers they serve, with the ultimate value in kitchen cabinets, countertops, and bathroom vanities.

Rather than tossing about meaningless boardroom phrases, we defined exactly what, "value" means.

Providing value means being able to offer a vast, ever-expanding selection of progressively-designed door styles. Providing value means offering industry-leading turnaround times.

Providing value means giving you the ability to talk to a real person who understands your style and your needs. Providing value means offering the most comprehensive range of products including framed domestic-style and frameless European-style cabinets, standard post-form and self-edge custom countertops - without ever sacrificing on quality.

Providing value means delivering a product that our customers can be proud of, at a price that they want.

The bottom line is, an inviting kitchen is what makes a house a home.

Let CNC inspire your next design with the design, durability, and, most of all, value to suit your taste.

Contents

Luxor

10

The Luxor Collection is our semi-full overlay cabinet constructed from all plywood. All drawer boxes are made with dovetail construction and come with a slab drawer front and soft-close undermount glides. Five piece drawer front is also available as an upgrade.



Country

16

The Country Collection is our standard overlay cabinet constructed from all plywood. The wall and base cabinets are equipped with 3/4" plywood adjustable shelves and adjustable hinges. Drawer boxes are made with plywood and have side mount glides.



Concord

20

The Concord Collection is our full-overlay all plywood cabinet, featuring full 1/2" back panels, complete with solid wood dovetail drawer box and a 5-piece drawer front, enhanced by a soft-close feature and full extension under-mount glides to create a smooth glide. The cabinetry is equipped with 3/4" adjustable shelves with metal clips and adjustable soft close hinges.



Classic

58

The Classic Collection features a frameless box construction, and comes in either a white satin finish with full extension metal drawer boxes, or with a maple interior and solid wood dovetail drawer boxes.



Vanguard

80

Quality, function, and transitional style; this is the winning combination for a successful furniture design. All these qualities encompass the creation of the elegant Vanguard Bathroom Vanity. Equipped with a soft-close mechanism on all doors and drawers, ample storage and a design that updates any style from farmhouse to industrial.



Surelle

82

The Surelle floating vanity collection is available in four trendy finishes to fit any bathroom decor. Available with a top or single vanity, each vanity includes a modern square engineered stone vanity top, that will enhance the bathroom of your dreams.



Luxor Collection



Semi-full Overlay

1/2" Reveal, Full Access

1 Door Style

Available with Slab or 5 piece drawer front

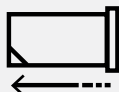
5 Finishes



All plywood cabinet
box construction
Assembled with glue and nails



Dovetail drawers



Soft close doors
and drawers

Country Collection



Standard Overlay

1" Reveal


1 Door Style

Raised MDF veneer center panel

1 Finish



All plywood cabinet
box construction



3/4" adjustable shelves

Concord Collection



Classic Collection



Full Overlay

1/4" Reveal

16 Finishes

6 Door Styles



All plywood cabinet box construction



Dovetail drawers



Soft close doors and drawers

Frameless

1/8" Reveal

37 Finishes

4 Door Styles

Gloss, matte and textured finishes




Maple Box: 3/4" thick plywood laminated maple wood-grain

White Satin Box: 3/4" thick plywood laminated maple wood-grain



Maple Drawer: 3/4" solid wood dovetail construction

White Satin Drawer: Double wall white metal drawer box



3/4" adjustable, full-depth shelves



Luxor Collection



Luxor Collection
L10 White

Luxor


Luxor Collection




Misty Grey
L03



White
L10



Smoky Grey
L02







Harvest
L05



Espresso
L11

Also available with a five-piece drawer front.



Specifications

Overlay	Semi-full Overlay: 1/2" Reveal
Door Style:	2 ½" Wide Shaker
Sides:	Matching finished sides included
Hardware:	Soft-close adjustable hinges and 7/8" extension drawer glides
Box Construction:	1/2" thick plywood, light maple laminated interior
Drawer Box:	5/8" solid wood dovetail sides, 3/8" thick bottom



The Luxor cabinets blend the timeless appeal of shaker style with a partial overlay for a look that works seamlessly in both traditional and contemporary spaces.

With five stunning finishes—two painted and three stained—you'll find the perfect hue to elevate your design vision. The five-piece drawer front is available as an upgrade that delivers charm and effortless elegance.





Luxor
Smoky Grey



Country Collection



Country Collection
C4 Oak

Country Oak

Country Collection



This solid oak cabinet combines traditional style with lasting quality. A practical, light wood finish coats the interior of the cabinets, while the exterior is tinted with a warm honey color. Country Oak's durability ensures these cabinets will be a lasting, charming fixture in your home for years to come.

Oak
C4

Specifications

Overlay	Standard Overlay: 1" Reveal
Door Style:	Raised Panel
Sides:	Matching finished sides included
Hardware:	Adjustable hinges and epoxy side mounted drawer glides
Box Construction:	1/2" thick plywood, light maple laminated interior
Drawer Box:	1/2" plywood sides; 3/8" bottom fastens with screws





Concord Collection



Richmond Collection
Stone

Elegant

Concord Collection




Smoky Grey
EB02



White
EB10



Stone
EB23



Ocean
EB27

Specifications

Overlay	Full Overlay: 1/4" Reveal
Door Style:	3" Wide Shaker
Sides:	Matching finished sides included
Hardware:	Soft-close 6 way adjustable hinges and full-extension drawer glides
Box Construction:	1/2" thick plywood, natural wood veneer interior
Drawer Box:	3/4" solid wood dovetail construction
SKU Nomenclature:	EB10-B30





Elegant
White



The wide shaker profile and full overlay of the Elegant cabinets effortlessly bridge the gap between traditional warmth and modern sophistication.

The bold, wide rails bring strength and character to the design while infusing the space with undeniable charm and refined elegance.






Elegant⁺

Plus⁺


Sides:	1/4" Applied Finished ends (Need to specify, additional charge)
Hardware:	<i>blum</i> soft-close, 6 way adjustable clip-on hinges, full extension drawer glides
SKU Nomenclature:	EBP-B30 / Specify color number




Sleek White
101




Linen
102



Sahara
103




Mountain Stream
104




Adirondack Blue
105



Sage
106



Evergreen
107



Rumors
108



Cracked Pepper
109



Black
110




Elegant

Sahara (Wall Cabinets), Evergreen (Base Cabinets & Island)



Sydney

Concord Collection



White

SB10

Specifications

Overlay	Full Overlay: 1/4" Reveal
Door Style:	3" Wide French Miter
Sides:	Matching finished sides included
Hardware:	Soft-close 6 way adjustable hinges and full- extension drawer glides
Box Construction:	1/2" thick plywood, natural wood veneer interior
Drawer Box:	3/4" solid wood dovetail construction
SKU Nomenclature:	SB10-B30




Sydney⁺

Sides:	1/4" Applied Finished ends (Need to specify, additional charge)
Hardware:	<i>blum</i> soft-close, 6 way adjustable clip-on hinges, full extension drawer glides
SKU Nomenclature:	Paint: SBP-B30 / Specify color number Stain: SKP-B30 / Specify color number




Sleek White

101




Linen

102




Sahara

103



Mountain Stream

104




Sage

106



Evergreen

107




Rumors

108



Cracked Pepper

109



Adirondack Blue
105



Ale (Rift Cut White Oak)
200



Black
110



Bourbon (Rift Cut White Oak)
201

The Sydney door features a refined French miter design, blending intricate detail with timeless sophistication.

Perfect for adding a touch of elevated charm to any space, this cabinet door style effortlessly balances tradition with contemporary appeal—making it a standout choice for those with an eye for exquisite design.





Sydney
Cracked Pepper (Island)
White (Base Cabinet)
Ale (Pantry Cabinet)

Richmond

Concord Collection



Stone

RB23



White

RB10

Specifications

Overlay	Full Overlay: 1/4" Reveal
Door Style:	3" Wide Recessed Panel
Sides:	Matching finished sides included
Hardware:	Soft-close 6 way adjustable hinges and ful- extension drawer glides
Box Construction:	1/2" thick plywood, natural wood veneer interior
Drawer Box:	3/4" solid wood dovetail construction
SKU Nomenclature:	RB10-B30



This mitered flat-panel door features elegant accent moulding that adds just the right touch of sophistication. Available in a soft, warm light grey stain or a crisp white painted finish, Richmond is a designer's dream for achieving that seamless transitional style—where classic meets contemporary with ease.







Richmond
White (Wall Cabinets), Mountain Stream (Base Cabinets)

Richmond⁺


Plus⁺

Sides:	1/4" Applied Finished ends (Need to specify, additional charge)
Hardware:	<i>blum</i> soft-close, 6 way adjustable clip-on hinges, full extension drawer glides
SKU Nomenclature:	RBP-B30 / Specify color number




Sleek White

101




Linen

102




Sahara

103



Mountain Stream

104




Adirondack Blue

105



Sage

106



Evergreen

107



Rumors

108



Cracked Pepper

109



Black

110

Park Ave

Concord Collection

This standout style features 5-piece mitered construction on both doors and drawer fronts, delivering a seamless full-overlay design. Inspired by classic furniture aesthetics, the Park Avenue door boasts the look of refined interior moldings, exuding luxury without the premium price tag. Perfect for those who crave a richly crafted design that's as attainable as it is stunning.



Ocean
PB10



White
PB10

Specifications

Overlay	Full Overlay: 1/4" Reveal
Door Style:	Raised Panel
Sides:	Matching finished sides included
Hardware:	Soft-close 6 way adjustable hinges and full-extension drawer glides
Box Construction:	1/2" thick plywood, natural maple veneer interior
Drawer Box:	3/4" solid wood dovetail construction
SKU Nomenclature:	PB10-B30



Fashion

Concord Collection

This full-overlay, Shaker-inspired door features a sleek accent molding that frames the flat center panel, adding both durability and subtle sophistication. Available in two timeless painted finishes—crisp White and the bold, modern Ocean—it's the perfect choice for spaces that demand style with staying power.



White

FB10



Ocean

FB27

Specifications

Overlay	Full Overlay: 1/4" Reveal
Door Style:	Step Shaker
Sides:	Matching finished sides included
Hardware:	Soft-close 6 way adjustable hinges and full-extension drawer glides
Box Construction:	1/2" thick plywood, natural maple veneer interior
Drawer Box:	3/4" solid wood dovetail construction
SKU Nomenclature:	FB10-B30






Fashion
Cracked Pepper

Fashion⁺

Plus⁺

Sides:	1/4" Applied Finished ends (Need to specify, additional charge)
Hardware:	<i>blum</i> soft-close, 6 way adjustable clip-on hinges, full extension drawer glides
SKU Nomenclature:	FBP-B30 / Specify color number



Sleek White

101




Linen

102



Sahara

103



Mountain Stream

104



Adirondack Blue

105



Sage

106



Evergreen

107



Rumors

108



Cracked Pepper

109



Black

110

Newport

Concord Collection



White

NB10

Specifications

Overlay	Full Overlay: 1/4" Reveal
Door Style:	Slim Shaker
Sides:	Matching finished sides included
Hardware:	Soft-close 6 way adjustable hinges and full-extension drawer glides
Box Construction:	1/2" thick plywood, natural maple veneer interior
Drawer Box:	3/4" solid wood dovetail construction
SKU Nomenclature:	NB10-B30







Newport offers a fresh, modern take on the classic Shaker door. Featuring a 3/4" wide door frame crafted from birch and a veneered center panel,

With accessories designed to complement its sleek, minimalist style, the thin, clean lines of Newport bring a refined and sophisticated touch to the kitchen of your dreams.



Newport⁺

Sides:	1/4" Applied Finished ends (Need to specify, additional charge)
Hardware:	<i>blum</i> soft-close, 6 way adjustable clip-on hinges, full-extension drawer glides
SKU Nomenclature:	Paint: NBP-B30 / Specify color number Stain: NKP-B30 / Specify color number



Sleek White

101



Linen

102



Sahara

103



Mountain Stream

104



Sage

106



Evergreen

107



Rumors

108



Cracked Pepper

109



Adirondack Blue
105



Ale (Rift Cut White Oak)
200



Black
110




Bourbon (Rift Cut White Oak)
201



Newport

White (Wall Cabinets), Evergreen (Base Cabinets)









Classic Collection



Broadway / Milano Collection

Milano Snow


Broadway Almond

Broadway


Classic Collection




Beach
BM655



Cotton
BM600



Silk
BM601




Chestnut
BM651



Walnut
BM652

Specifications

Overlay	Frameless: 1/8" Reveal
Door Style:	Melamine (low pressure laminate)
Sides:	3/4" Applied Finished Ends (Need to specify, additional charge)
Hardware:	Soft-close 6 way adjustable clip-on hinges and full-extension drawer glides
Box Construction:	Maple Box: 3/4" thick multi-core plywood laminated maple wood-grain
	White Satin Box: 3/4" thick multi-core plywood laminated white satin
Drawer Box:	Maple Box: 3/4" solid wood dovetail construction
	White Satin Box: Double wall white metal drawer box
SKU Nomenclature:	Maple Box: BMM600-B30
	White Satin Box: BMW600-B30



Nimbus
BM602



Cobalt
BM603



Graphite
BM604



Almond
BM650



Coastal
BM653



Driftwood
BM654



Silver Birch
BM656

Broadway brings contemporary design to life with the rich depth and natural tones of real wood—minus the maintenance.

This textured laminate door offers lasting durability without sacrificing style and is available in 12 on-trend stocked colors. Perfect for creating that sleek, modern vibe with a finish that stands up beautifully to everyday life.

Milano
Pine

Broadway
Chestnut






Milano

Classic Collection



Pine
MP 404



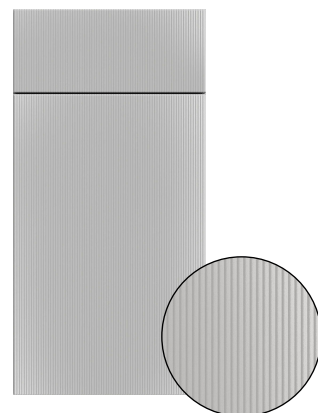
Polar White
MP400



Fossil Grey
MP401




Obsidian
MP407




Mirage
MP450

Specifications


Overlay	Frameless: 1/8" Reveal
Door Style:	PET (High Pressure PET)
Sides:	3/4" Applied or integrated Finished Ends (Need to specify, additional charge)
Hardware:	<i>blum</i> soft-close 6 way adjustable clip-on hinges and full-extension drawer glides
Box Construction:	Maple Box: 3/4" thick multi-core plywood laminated maple wood-grain
	White Satin Box: 3/4" thick multi-core plywood laminated white satin
Drawer Box:	Maple Box: 3/4" solid wood dovetail construction
	White Satin Box: Double wall white metal drawer box
SKU Nomenclature:	Maple Box: MPM400-B30
	White Satin Box: MPW400-B30



Sand
MP402



Seaside
MP403



Snow
MP405



Sunset
MP406



Dune
MP451




Autumn
MP452



Ash
MP453

This full-overlay, contemporary slab door features an MDF core wrapped in ultra-durable PET (Polyethylene Terephthalate), making it resistant to heat, moisture, and warping—perfect for modern living.

Available in 12 finishes, its smooth, easy-to-clean surface delivers a polished look that's as versatile as it is chic, elevating any room in the home with effortless sophistication.





Milano
Sand

Broadway
Almond

Versailles

Classic Collection



White

VB10

Specifications

Overlay	Frameless: 1/8" Reveal
Door Style:	Slim Shaker
Sides:	3/4" Applied or integrated Finished Ends (Need to specify, additional charge)
Hardware:	Soft-close 6 way adjustable clip-on hinges and full extension drawer glides
Box Construction:	Maple Box: 3/4" thick multi-core plywood laminated maple wood-grain White Satin Box: 3/4" thick multi-core plywood laminated white satin
Drawer Box:	Maple Box: 3/4" solid wood dovetail construction White Satin Box: Double wall white metal drawer box
SKU Nomenclature:	Maple Box: VBM10-B30 White Satin Box: VBW10-B30



Versailles⁺

Sides:	3/4" Applied or integrated Finished Ends (Need to specify, additional charge)
Hardware:	<i>blum</i> soft-close, 6 way adjustable clip-on hinges, full extension drawer glides
SKU Nomenclature:	Maple Box: Paint: VBMP-B30 / Specify color number Stain: VKMP-B30 / Specify color number
	White Satin Box: Paint: VBWP-B30 / Specify color number Stain: VKWP-B30 / Specify color number



Sleek White
101



Linen
102



Sahara
103



Mountain Stream
104



Sage
106



Evergreen
107



Rumors
108



Cracked Pepper
109



Adirondack Blue
105



Ale (Rift Cut White Oak)
200



Black
110



Bourbon (Rift Cut White Oak)
201



Versailles

White (Wall Cabinets), Black (Base Cabinets & Island)



Versailles redefines modern Shaker style with a fresh, minimalist edge. Featuring a slim 3/4" birch door frame and a veneered center panel, this design is all about clean lines and understated elegance.

Paired with our frameless Classic cabinet boxes and curated accessories to enhance its sleek profile, Versailles brings a sophisticated, contemporary touch to the kitchen of your dreams.



Highland

Classic Collection



HB10

White



Door Detail

*** Please note:** The back of every Highland door will always be white.

Specifications

Overlay	Frameless: 1/8" Reveal
Door Style:	Reverse Slim Shaker
Sides:	3/4" Applied or integrated Finished Ends (Need to specify, additional charge)
Hardware:	Soft-close 6 way adjustable clip-on hinges and full extension drawer glides
Box Construction:	Maple Box: 3/4" thick multi-core plywood laminated maple wood-grain White Satin Box: 3/4" thick multi-core plywood laminated white satin
Drawer Box:	Maple Box: 3/4" solid wood dovetail construction White Satin Box: Double wall white metal drawer box
SKU Nomenclature:	Maple Box: HBM10-B30 White Satin Box: HBW10-B30



Meet Highland: the bold reinvention of the Shaker door. With its 3/4" recessed frame, this reverse Shaker design delivers a modern twist on a timeless classic.

Clean lines and subtle depth create a fresh, architectural look that's perfect for contemporary and transitional spaces alike. Highland effortlessly blends simplicity and sophistication, making it the go-to choice for a kitchen that feels elevated, stylish, and undeniably current.

Broadway
Almond

Highland
White







Highland
Black

Broadway
Almond

Highland⁺

Plus⁺

Sides:	3/4" Applied or integrated Finished Ends (Need to specify, additional charge)
Hardware:	<i>blum</i> soft-close, 6 way adjustable clip-on hinges, full extension drawer glides
SKU Nomenclature:	Maple Box: HBMP-B30 / Specify color number
	White Satin Box: HBWP-B30 / Specify color number

* Please note: The back of every Highland door will always be white.



Sleek White

101




Linen

102



Sahara

103



Mountain Stream

104




Adirondack Blue

105



Sage

106



Evergreen

107



Rumors

108



Cracked Pepper

109



Black

110

Vanguard

Furniture Vanity Collection

Specifications

Overlay	Inset
Door Style:	Shaker
SKU Nomenclature:	VG10-VBD2421




White
VG10



Espresso
VG10



Dove
VG22



Indigo
VG26

Quality, function, and transitional style; this is the winning combination for a successful furniture design. All these qualities encompass the creation of the elegant Vanguard Bathroom Vanity. Equipped with a soft-close mechanism on all doors and drawers, ample storage and a design that updates any style from farmhouse to industrial.




Surelle

Floating Vanity Collection

Specifications


Overlay	Frameless
Door Style:	Slab
SKU Nomenclature:	SL30-V2418-20



Bianca

SL30

Gloss



Grigio

SL31

Gloss



Cemento

SL32

Textured




Nocce

SL33

Textured

NEW

Broadway



Cotton

SL600

Matte




Beach

SL655

Textured


Milano



Polar White

SL400

Gloss





Sand

SL402

Matte

Modern and sophisticated is the perfect way to describe the all-new Surelle vanity collection by CNC Cabinetry®. This beautiful, wall-hung vanity is available in eight trendy finishes to fit any bathroom decor, that will enhance the bathroom of your dreams.





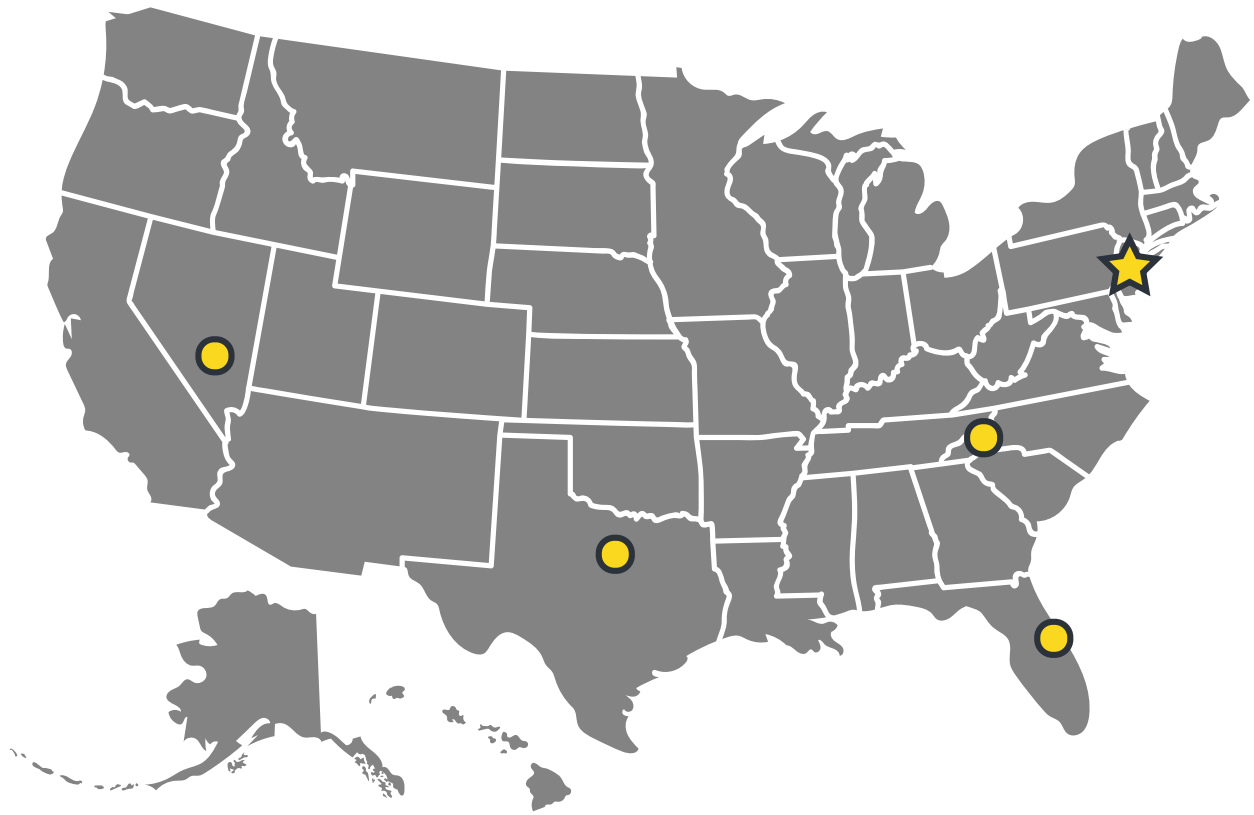


Decorative Accessories



Try organizing your kitchen with unique cabinet storage and wine racking, or utilize glass doors with wine and plate racks to add diversity and definition. With options to bring out your personal style, and offering the fastest turnaround possible at competitive pricing, CNC Cabinetry has a diverse assortment of accessories to make a unique kitchen.





Our growing family.



Headquarters

101 Kentile Rd
South Plainfield, NJ 07080



Mid Atlantic

2000 Nazareth Church Rd
Spartanburg, SC 29301



West Coast

2770 North Lamb Blvd
Las Vegas, NV 89115



South East

4501 Homerun Blvd. # 300
Davenport, FL 33837



South West

2300 East Bardin Rd
Arlington, TX 76018

Limited Lifetime Warranty



CNC Cabinetry Inc. ("CNC") provides the following limited lifetime warranty to the original Residential Purchaser of all cabinetry and vanities manufactured by CNC. This Limited Lifetime Warranty ("Warranty") is only applicable to cabinets and vanities sold to the original Residential purchaser (as defined below) and used in the applications described below within the United States.

Except as allowed by applicable law, you may not assign or transfer this Warranty.

Under this Warranty, an original Residential purchaser is defined as an individual who purchases and installs the cabinets and vanities in a dwelling that is owned and used by that person as a primary or secondary home. A primary or secondary home does not include rental property. This Warranty does not apply to landlords, leasing companies or other commercial purchasers. Original residential purchaser shall include any business or person such as a builder, contractor or developer that purchases and install CNC cabinets and vanities in a newly constructed or renovated dwelling that will be used by the initial owner/purchaser of that dwelling as a primary or secondary home.

Subject to the limitations and exclusions set forth, CNC warrants to the original Residential purchaser that the cabinets and vanities will be free from defects in material and workmanship, Damage that occurs during normal wear and tear, or damage due to exposure to moisture or extreme temperatures are not covered under the warranty.

The Warranty period for the cabinets and vanities begin on the date the cabinet and vanity were purchased, whether purchased by you or by a third party on your behalf. Your warranty is only valid if you used the dwelling as your primary or secondary home and does not extend to future owners if the property is sold.

This Warranty does not apply to cabinets or vanities: 1. Installed outdoors; 2. misused, abused, or unauthorized alterations; 3. Improperly stored or placed in humid environment or subjected to improper temperatures; 4. Damaged due to flood, fire or other natural disasters; 5. Exhibiting normal wear and tear; 6. Which have been improperly installed, maintained or cleaned. In the event of a defect in the workmanship or materials occurring during the warranty period, CNC will at its option, repair or replace any defective cabinet or vanity or component provided, if it is commercially feasible. If it is not commercially feasible, CNC reserves the right to provide a credit towards a similar type of product sold by CNC. This is your sole and exclusive remedy for any defects.

This Warranty is limited to the replacement of defective parts only and does not include service, labor or transportation charges related to the removal or installation of the defective or replacement parts. This Warranty does not apply to any products used in conjunction with the cabinetry, or vanity, such as countertops, appliances, plumbing fixtures, decorative hardware, lighting. Repair or replacement remedies offered under this Warranty are subject to the current product offerings of styles and construction of CNC at that time. If a warranty claim is filed after a product has been discontinued or obsolete, CNC reserves the right at its sole option, to replace that part with one of the same or similar style based on availability and cannot guarantee an exact match.

The remedies described above are the sole and exclusive remedies and CNC's entire liability for any breach of this Warranty. Total liability shall under no circumstances exceed the actual amount paid for the defective cabinet or vanity. CNC shall not be responsible for any consequential, incidental, special or punitive damages. This Warranty gives you specific legal rights and you may also have other rights which vary from state to state.

For replacements under CNC's limited lifetime warranty, contact your authorized CNC dealer who will arrange for inspection of the cabinet. A dated sales receipt as proof of purchase is required to obtain benefits from this warranty, if you have difficulty reaching your dealer, you may reach out to CNC Cabinetry directly.

Member



www.cnccabinetry.com

Headquarters

101 Kentile Rd
South Plainfield, NJ 07080

South East

4501 Homerun Blvd. # 300
Davenport, FL 33837

Mid Atlantic

2000 Nazareth Church Rd
Spartanburg, SC 29301

West Coast

2770 North Lamb Blvd
Las Vegas, NV 89115

South West

2300 East Bardin Rd
Arlington, TX 76018



DISP-CATALOG

*CNC Cabinetry Inc. is not responsible for any typographical or illustrational errors in this catalog. Colors may vary on printed literature, please reference a real sample.